

TONEX ONE

QUICK START GUIDE



MAIN OPERATION

Edit main parameters

Edit BASS, MID, TREBLE and VOLUME* by rotating the micro and main knobs.



*The volume knob edits the model volume or the compressor's make-up gain when the compressor is set to post.

MAIN OPERATION

Edit alternative parameters

1. Press ALT (the micro knobs and ALT LED start blinking).
2. Edit GATE threshold, Compression, Reverb and GAIN by rotating the micro and main knobs.



MAIN OPERATION

Footswitch

Press the footswitch to toggle between preset A and B or to bypass the pedal, depending on the play mode.

Hold the footswitch to enable the Tuner.



TWO PLAY MODES

Dual mode

The **dual mode** (default) allows to switch between Preset A and Preset B by pressing the footswitch.



Stomp mode

The **stomp mode** is perfect if you need to use TONEX ONE as a stomp. Use it as a boost/overdrive/distortion/fuzz pedal and bypass it using the footswitch.



GLOBAL SETUP

To access the global setup, hold **ALT** for 6 seconds.



Changing mode

Rotate the BASS micro knob fully counter-clockwise to set the pedal in dual mode.

Rotate the BASS micro knob fully clockwise to set the pedal in stomp mode.



GLOBAL SETUP

Global cabinet bypass

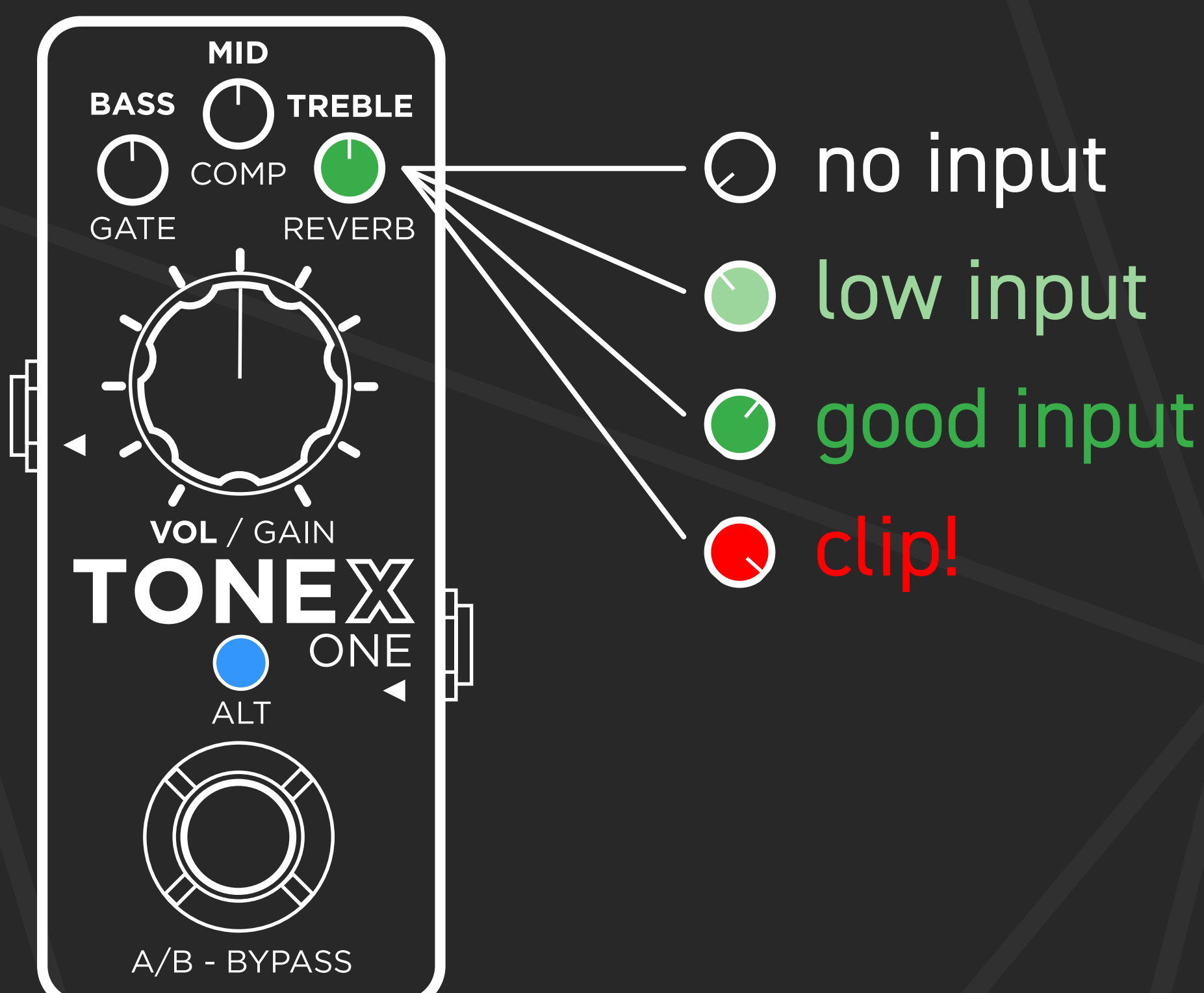
Rotate the MID micro knob fully counter-clockwise to have the cabinet active on all presets.

Rotate the MID micro knob fully clockwise to bypass the cabinet on all presets.



Input trim

Use the TREBLE micro knob to set your input level using its LED color as metering.



GLOBAL SETUP

Global volume

Rotate the main knob while in global setup to set the pedal's global volume.



20 PRESETS INSIDE

Browsing mode

Press the footswitch + ALT to access the browsing mode.



When in browsing mode, the 3 micro knobs refer to the three presets slots.

BASS – Dual mode, preset A

MID – Dual mode, preset B

TREBLE – Stomp mode preset

After the first blink, each knob will display the color of each related preset.

20 PRESETS INSIDE

Once in browsing mode, the blinking micro knob indicates the selected preset slot.



To change the preset loaded in the selected slot, turn the corresponding micro knob. The micro knob will change color according to the selected preset.

You can also use the volume/gain knob to adjust the selected preset volume/gain using ALT to toggle between the two parameters.

To select the next preset slot, press the footswitch.

Once all preset slots are assigned as needed, press ALT + footswitch to go back to play mode.

OTHER FEATURES

Safe mode

Hold ALT for 3 seconds to access the safe mode.

In this mode, the pedal is protected from unwanted editing while performing.

Hold ALT for 3 seconds to disable the safe mode.

Tuning modes

Hold the footswitch to access the tuner.

While the tuner is active, press ALT to toggle between mute and thru tuning modes.



TONEX for Mac/PC

ToneNET

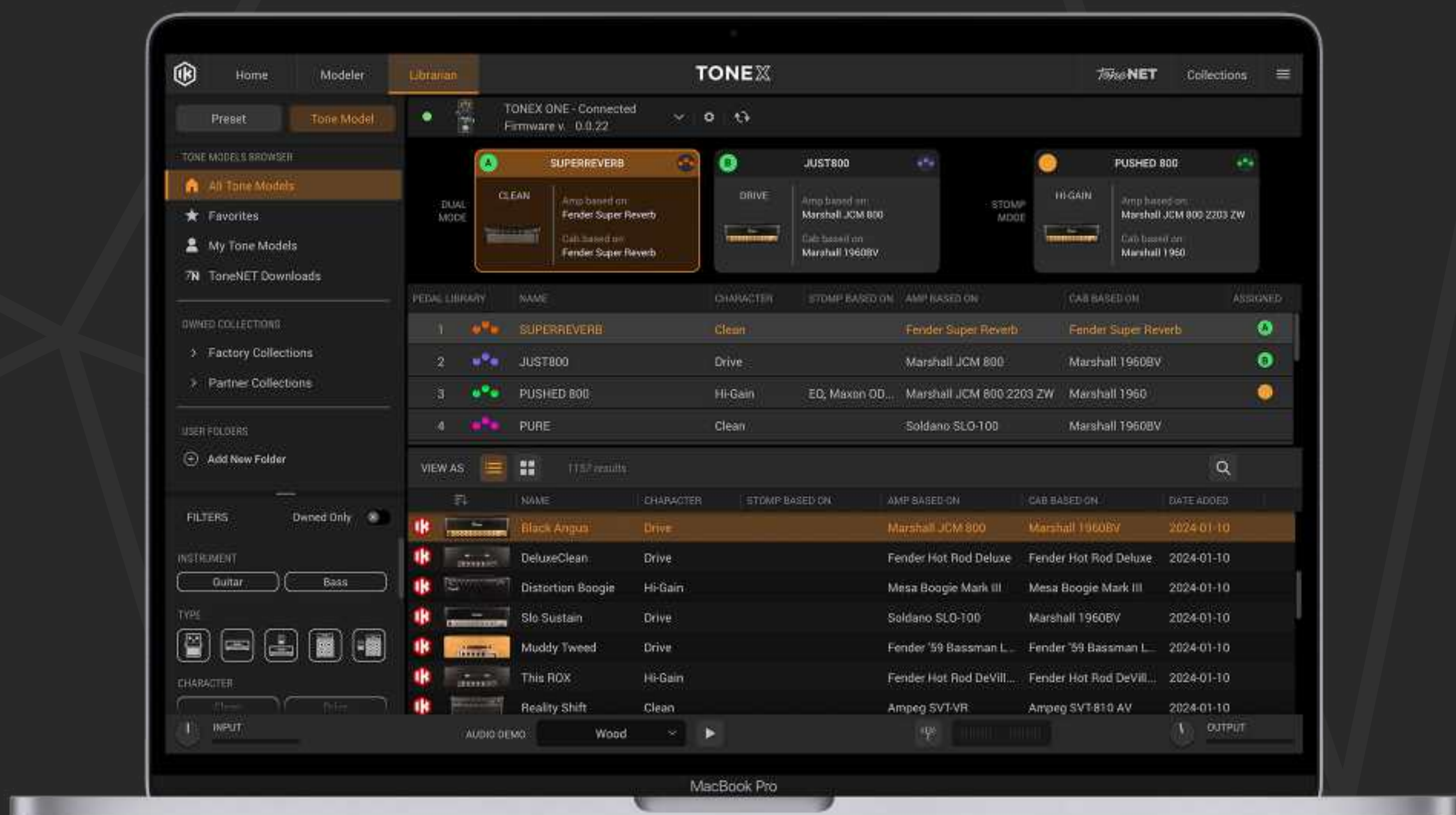
TONEX for Mac/PC lets you browse among 25,000+ free Tone Models and Premium Collections to transfer to TONEX ONE and expand your Tone Model locker.

Edit, transfer and backup

The librarian function inside TONEX for Mac/PC lets you edit all advanced parameters: transfer presets, backup your pedal library and update its firmware for new features.

TONEX Plug-in

With the TONEX plug-in, you don't need to re-amp your guitar tracks in your sessions. Find the perfect tone right inside your DAW.



Librarian

Librarian

Press the librarian tab to access the librarian.

Hardware bar

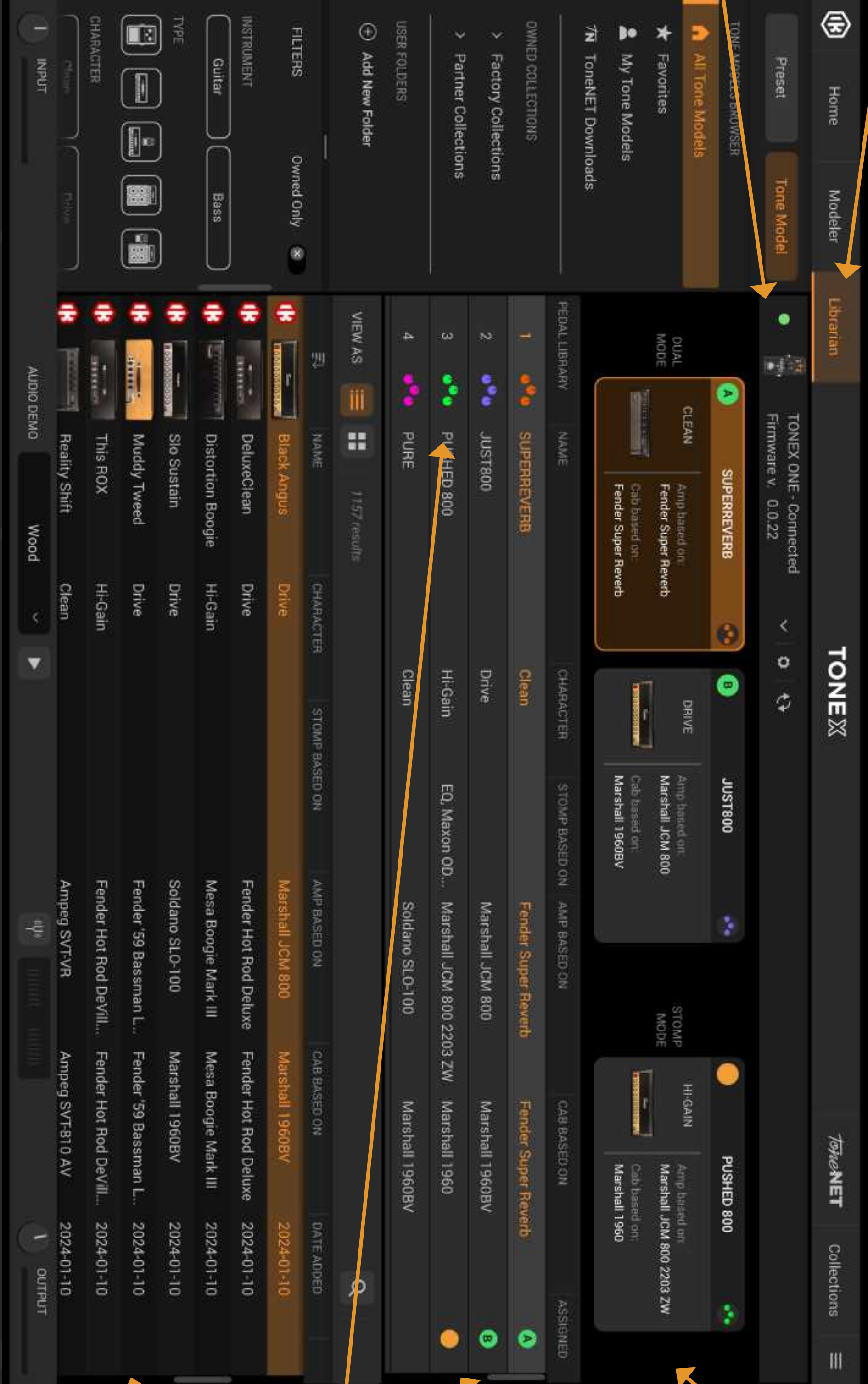
Use this bar to select the preferred hardware, backup and restore its library, and update the firmware.

Browsing

Use this section to visualize presets or tone models and to access categorized presets/tone models.

Filters

Use this section to filter presets and tone models quickly.



Active slots

These presets are the ones used in dual and stomp mode.

Drag any preset here to assign it to an active slot.

Pedal library

These presets are the ones stored inside TONEX ONE. Drag any preset here to bring it with you inside your pedal.

Press to choose the preset color.

Computer library

These presets are the ones stored inside your computer. Drag any preset from/to here to transfer it to/from your pedal.

REGISTER

Register now TONEX ONE to:

- Activate your warranty
- Get enhanced app features
- Get JamPoints discount on IK products

Register here:



ikregister.com

TONEX ONE

For the complete
user manual, visit:



ikmanual.com/tonexone-user-manual

Latest revision: 2024/04/02

Version: 1.0

Revision: 2



IK Multimedia Production srl

Via dell'Industria, 46 - 41122 Modena, Italy

Phone: +39 059 285496 - CF/PI: IT02359550361 - SDI: M5UXCR1

IK Multimedia US, LLC

590 Sawgrass Corporate Pkwy. - Sunrise, FL 33325

Phone: (954) 846-9101