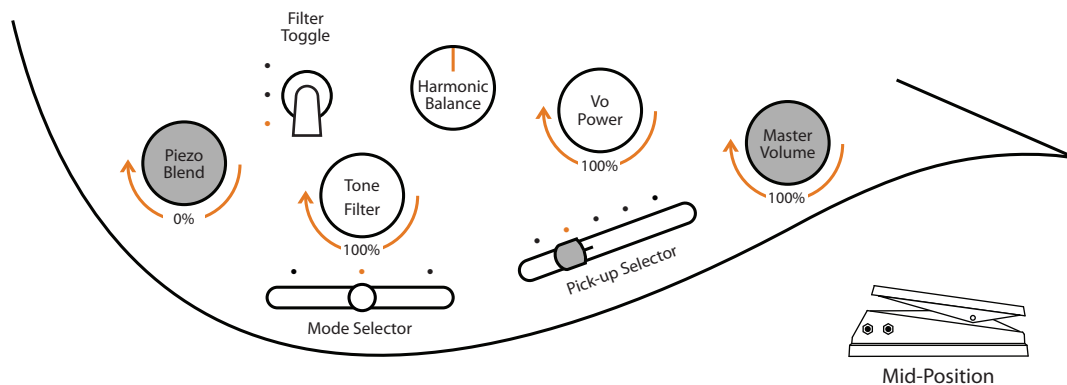


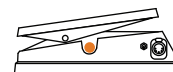
**Full Sustain Mode – Moog Filter**  
Full, infinite sustain on every string, at every fret position and at any volume paired with the classic Moog filter makes this combination a powerful expressive experience. Experiment with new picking, strumming, and chording techniques made possible by the limitless sustain. Use the Control Pedal to sweep the filter for everything from resonant, synthy wah effects to slow ambient swells.



### Controlled Sustain Mode - Bridge Pickup

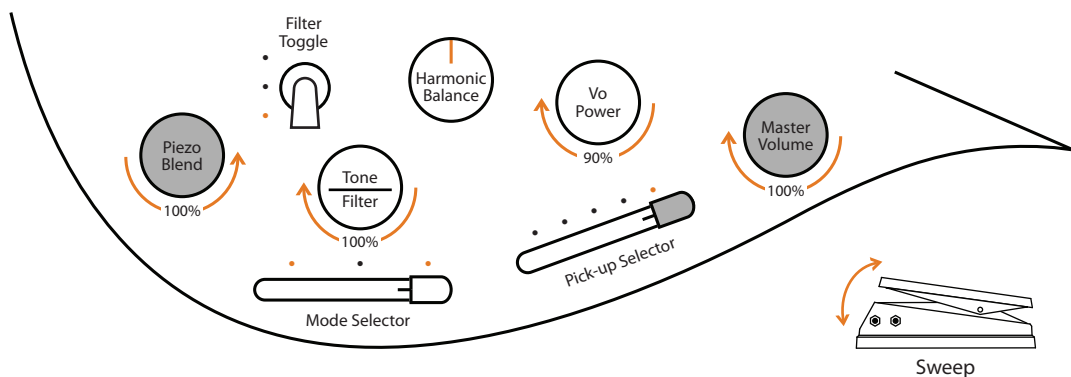
Use Controlled Sustain to play sustained, legato, single-note lines. The Moog Guitar sustains the strings you are playing while actively muting the ones you are not. In this incredibly expressive mode for playing leads, crank up the distortion on your amp for a sound that cuts through everything.

**Output level note:** The Output Level Control knob on the right side of the Control Pedal adjusts the output level of the Moog Guitar from zero to approximately line level. Mid-position is the suggested starting point.



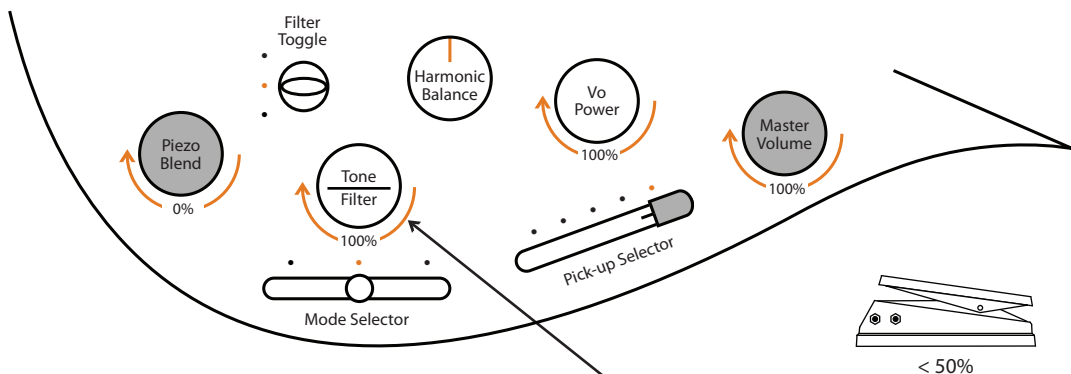
## Moog Guitar Quick Start Guide





## Full Sustain with Harmonic Blends

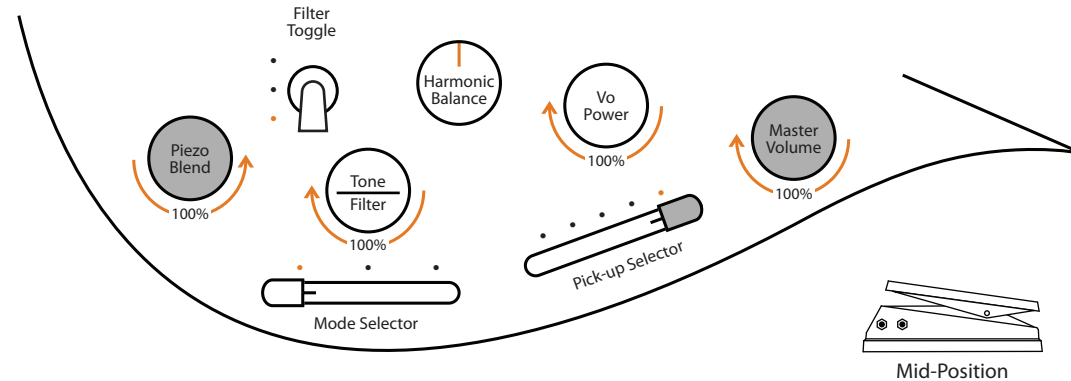
Sweep the included Control Pedal to shift the positive energy of Vo Power in Sustain mode between the bridge and neck pick-ups to pull both subtle and dramatic harmonics from the strings. To have the greatest amount of sustain, center the Control Pedal so that both pickups are giving equal amounts of energy.



## Controlled Sustain Mode with Articulated Filter

The Control Pedal sets the starting cutoff frequency of the articulated filter. With the Control Pedal in the lower half of its range, hard picking produces a funky auto-wah effect. Smooth, legato playing causes the articulated filter to open and close very slightly as the amplitude of the strings rises and falls, resulting in an almost vocal tone.

In Articulated Moog Filter or Moog Filter Mode, "Tone" knob becomes "Resonance". Experiment with this.



## Mute Mode - Piezo Pickups

Set Control Pedal in mid position, halfway between heel and toe for maximum muting. This setting gives you an acoustic tone with muted strings, resulting in a very organic staccato sound. Use it to create a plucked dobro/banjo tonality. Also reminiscent of a koto or other ethnic instruments.