Line 6 Drivers v4.2.6.9 Setup
Welcome to the Line 6 Drivers v4.2.6.9 Setup Wizard
This wizard will guide you through the installation of Line 6 Drivers v4.2.6.9.
It is recommended that you close all other applications before starting Setup. This will make it possible to update relevant system files without having to reboot your computer.
Click Next to continue.
LINE 6
Next >
Cancel

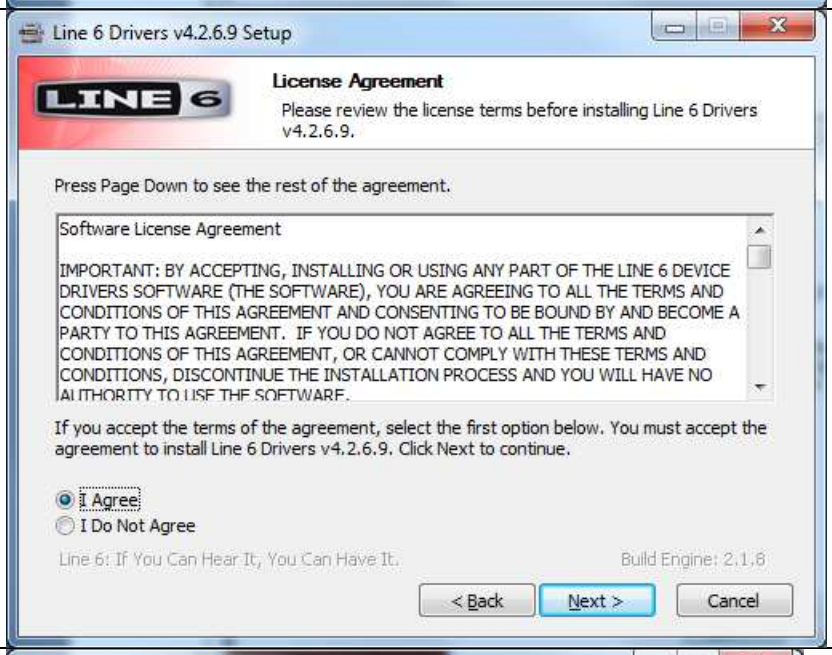
Line 6 Drivers v4.2.6.9 Setup
LINE 6
License Agreement
Please review the license terms before installing Line 6 Drivers v4.2.6.9.
Press Page Down to see the rest of the agreement.
Software License Agreement
IMPORTANT: BY ACCEPTING, INSTALLING OR USING ANY PART OF THE LINE 6 DEVICE DRIVERS SOFTWARE (THE SOFTWARE), YOU ARE AGREEING TO ALL THE TERMS AND CONDITIONS OF THIS AGREEMENT AND CONSENTING TO BE BOUND BY AND BECOME A PARTY TO THIS AGREEMENT. IF YOU DO NOT AGREE TO ALL THE TERMS AND CONDITIONS OF THIS AGREEMENT, OR CANNOT COMPLY WITH THESE TERMS AND CONDITIONS, DISCONTINUE THE INSTALLATION PROCESS AND YOU WILL HAVE NO
If you accept the terms of the agreement, select the first option below. You must accept the agreement to install Line 6 Drivers v4.2.6.9. Click Next to continue.
I Agree
I Do Not Agree
Line 6: If You Can Hear It, You Can Have It.
Build Engine: 2.1.8
< Back
Next >
Cancel

Line 6 Drivers v4.2.6.9 Setup
LINE 6
Don't connect the USB Cable yet
If you have the USB Cable connected, please disconnect it.
To ensure a smooth installation process, DON'T connect USB to your Line 6 hardware yet.
Or please disconnect it, if it is connected.
DON'T CONNECT HARDWARE YET!
Line 6: If You Can Hear It, You Can Have It.
Build Engine: 2.1.8
< Back
Next >
Cancel

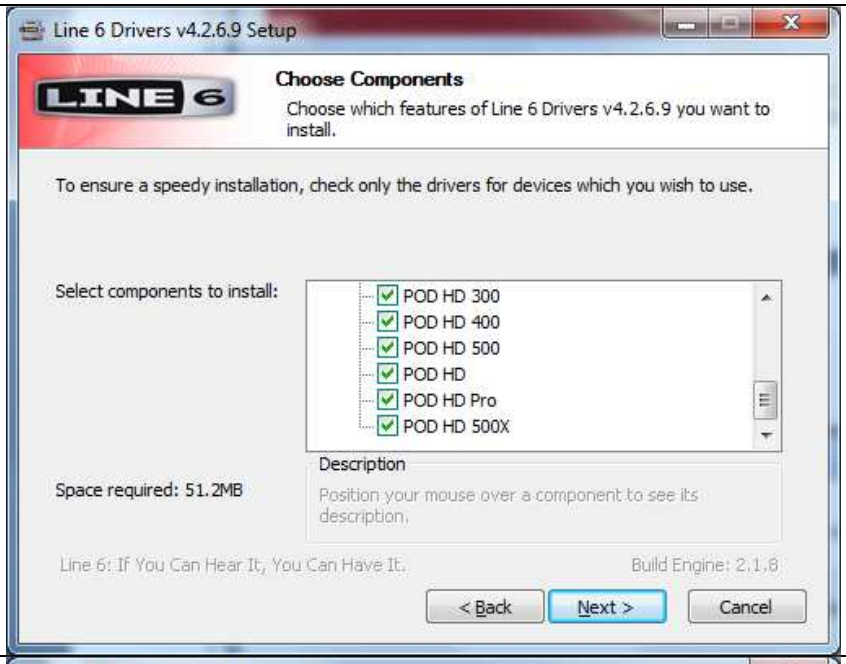

Da vorher die neuere Treiberverseion installiert war, hier Ja klicken

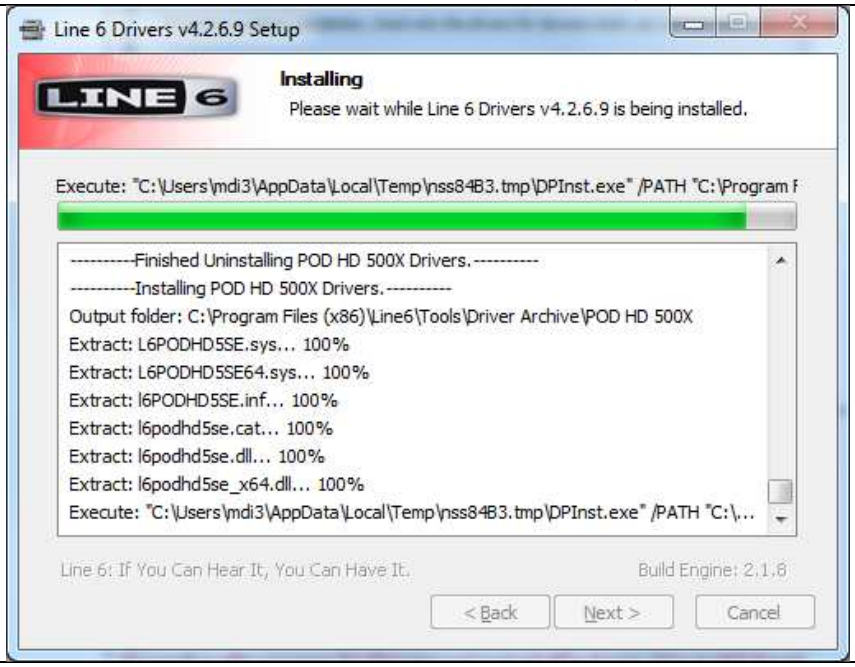

Plug In Your Device
LINE 6
Plug In Your USB Cable
Windows will begin standard hardware driver installation.
Connect your Line 6 hardware directly to your computer's USB port now (do not use a USB hub). The Found New Hardware Wizard will run.
If you see the dialog illustrated on the right, click Continue Anyway.
Hardware Installation
The software you are installing for this hardware:
Line 6 TonePort UX1
has not passed Windows Logo testing to verify its compatibility with Windows XP. (Tell me why this testing is important.)
Continuing your installation of this software may impair or destabilize the correct operation of your system either immediately or in the future. Microsoft strongly recommends that you stop this installation now and contact the hardware vendor for software that has passed Windows Logo testing.
Continue Anyway
STOP Installation
Line 6: If You Can Hear It, You Can Have It.
Build Engine: 2.1.8
< Back
Next >
Cancel

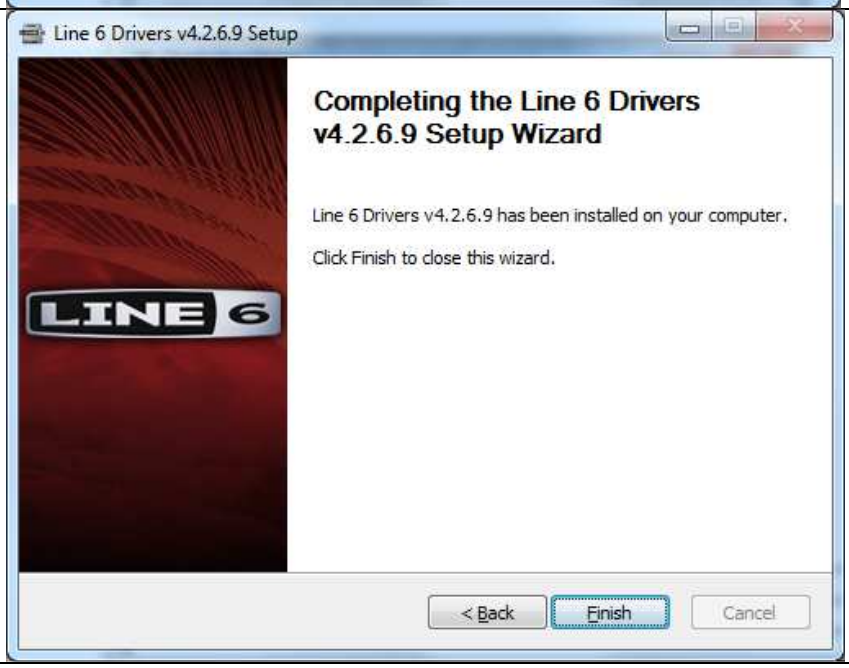
Line 6 Drivers v4.2.6.9 Setup
LINE 6
Completing the Line 6 Drivers v4.2.6.9 Setup Wizard
Line 6 Drivers v4.2.6.9 has been installed on your computer.
Click Finish to close this wizard.
< Back
Finish
Cancel