

# Bühnenaufbau MGv



Monitor  
(Links)  
1. ADA8000  
Ausgang 1



Keyboard  
2. ADA8000  
Kanal 5 + 6 (29 + 30)



Monitor  
(Rechts)  
1. ADA8000  
Ausgang 2



Mic Funk Sprache  
2. ADA8000  
Kanal 1 (25)



Mic Funk Sprache  
2. ADA8000  
Kanal 2 (26)



Mic Funk Sprache  
2. ADA8000  
Kanal 3 (27)



Mic Funk Sprache  
2. ADA8000  
Kanal 4 (28)



Mic Gesang  
1. ADA8000  
Kanal 1 (17)



Mic Gesang  
1. ADA8000  
Kanal 2 (18)



Mic Gesang  
1. ADA8000  
Kanal 3 (19)



Mic Gesang  
1. ADA8000  
Kanal 4 (20)



Mic Gesang  
1. ADA8000  
Kanal 5 (21)



Mic Gesang  
1. ADA8000  
Kanal 6 (22)



Mic Gesang  
1. ADA8000  
Kanal 7 (23)

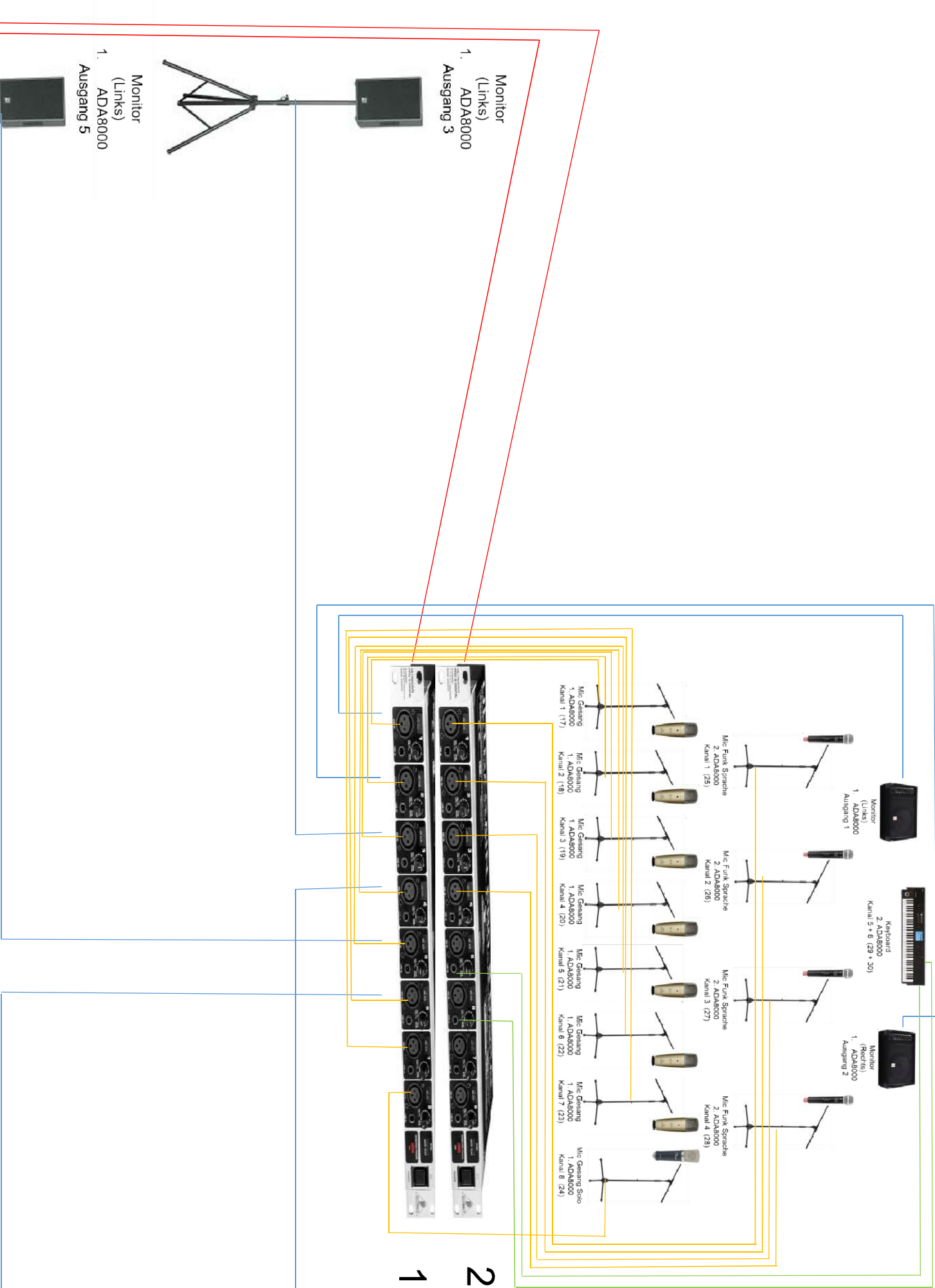


Mic Gesang Solo  
1. ADA8000  
Kanal 8 (24)

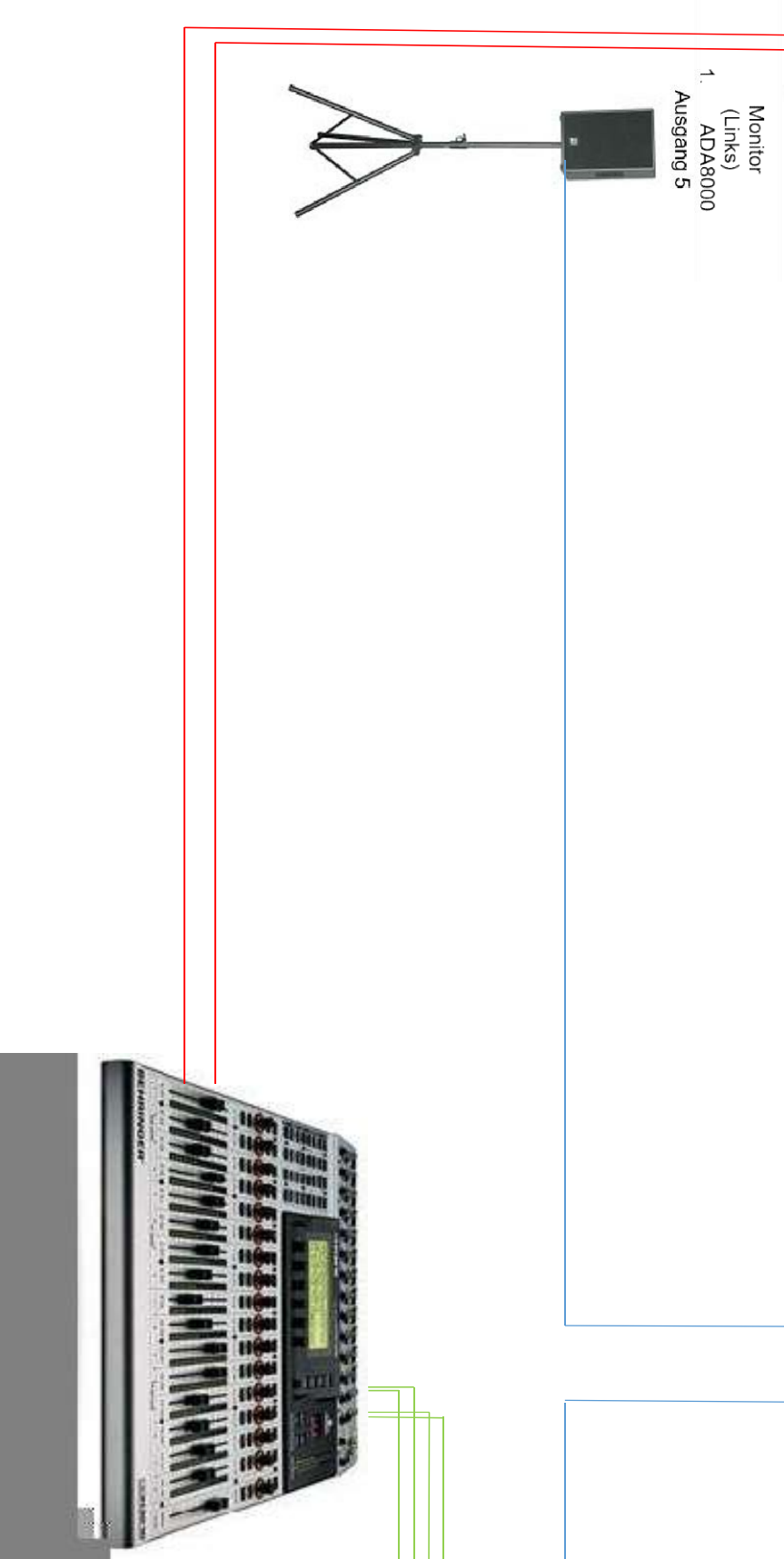
# Turnhalle MGV

Bühnenaufbau MGV

Glasfaser  
XLR Lautsprecher  
XLR Mikrofon  
6,3 Klinke Audio



2. ADA8000  
1. ADA8000



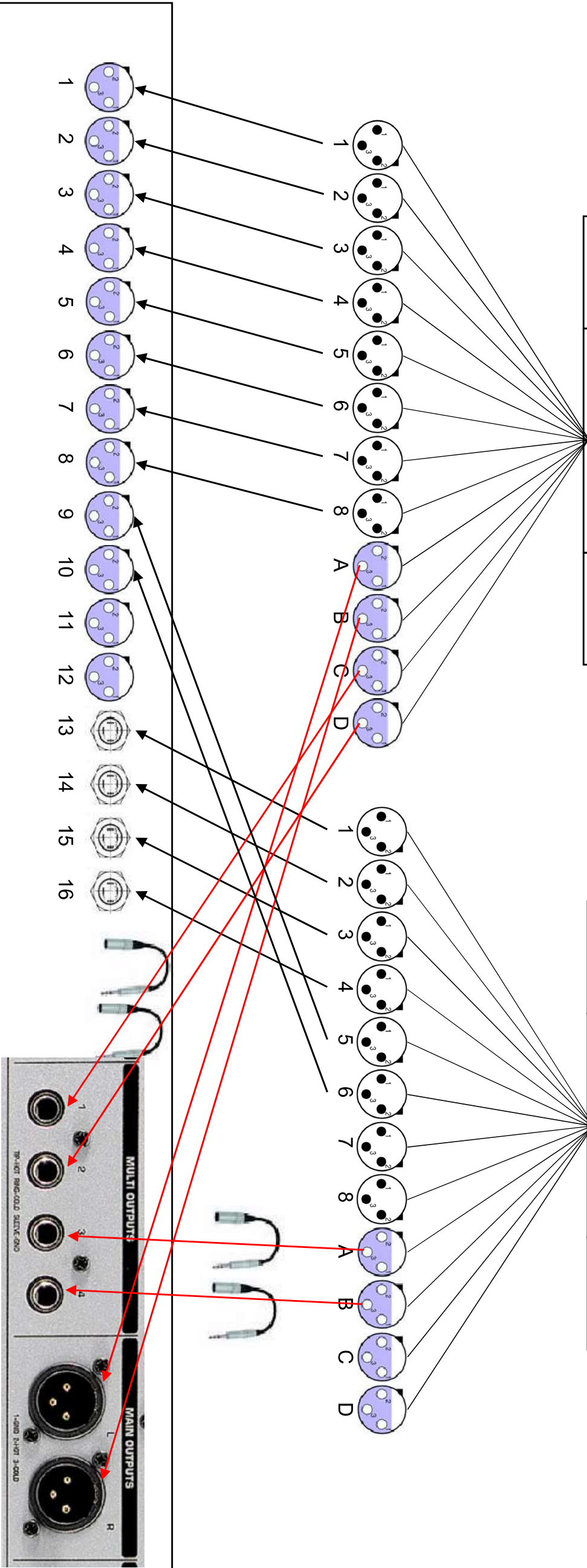
# Verkabelung Proberaum (gesamt)

Belegung  
Multicore Nr. 1  
(8 / 4)  
Proberaum

1	2	3	4
Vocal Wolfgang	Vocal Klaus K.	Harp/Voc Klaus P.	Vocal Norbert
5	6	7	8
Vocal Ebi	Gitarre Norbert	Gitarre Wolfgang	Bass Klaus K.
A	B	C	D
Main - Out links	Main - Out rechts	AUX 1 Monitor Mitte	AUX 2 Monitor links

Belegung  
Multicore Nr. 2  
(8 / 4)  
Proberaum

1	2	3	4
Keyb. Links	Keyb. Rechts	Piano Links	Piano. Rechts
5	6	7	8
Bass Drum	Hi-Hat		
A	B	C	D
AUX 3 Monitor Rechts	AUX 4 Monitor Hinten		



Inputs DDX 3216

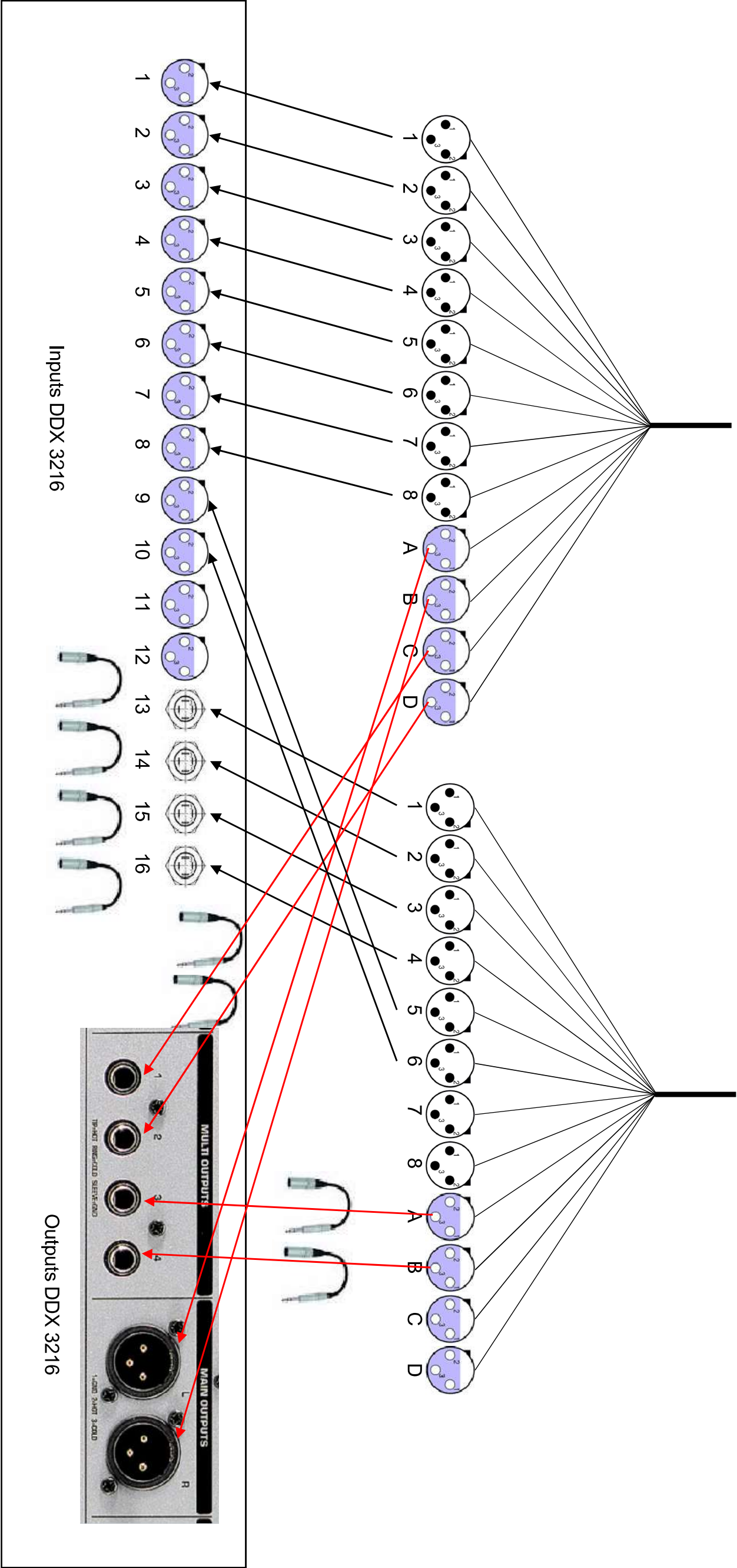
Outputs DDX 3216



# Verkabelung Proberaum

Multicore Nr. 1  
(8 / 4)  
Proberaum

Multicore Nr. 2  
(8 / 4)  
Proberaum















# Verkabelung Bühne (kleines Drum-Set) (Multicore 16/4)

## Stagebox

1	2	3	4
Vocal Wolfgang	Vocal Klaus K.	Harp/Voc Klaus P.	Vocal Norbert
5	6	7	8
Vocal Ebi	Gitarre Norbert	Gitarre Wolfgang	Bass Klaus K.
9	10	11	12
Bass Drum	Hi-Hat	AUX 3 Monitor Rechts	AUX 4 Monitor Hinten
13	14	15	16
Keyb. Links	Keyb. Rechts	Piano Links	Piano Rechts
A	B	C	D
Main - Out links	Main - Out rechts	AUX 1 Monitor Mitte	AUX 2 Monitor links



Belegung  
Multicore Nr. 1  
(8 / 4)  
Bühne

1	2	3	4
	Vocal Klaus K. 		Vocal Norbert 
5	6	7	8
	Gitarre Norbert 		Bass Klaus K. 
A	B	C	D
Main - Out links 	Main - Out rechts 	AUX 1 Monitor Mitte 	AUX 2 Monitor links 



# Verkabelung Bühne (kleines Drum-Set) (Multicore 16/4)

## Stagebox 2 8/4

1
2
3
4
5
6
7
8
A
B
C
D

Stage 8/4 CH 2

## Stagebox 16/4

Ch. 1	1	Vocal Wolfgang
Ch. 2	2	Vocal Klaus K.
Ch. 3	3	Harp/Voc Klaus P.
Ch. 4	4	
Ch. 5	5	Lichtbar links
Ch. 6	6	Gitarre Norbert
Ch. 7	7	Gitarre Wolfgang
Ch. 8	8	Bass
Ch. 9	9	Bass Drum
Ch. 10	10	Hi-Hat
AUX 3	11	AUX 3 Monitor Rechts ↓
AUX 4	12	AUX 4 Monitor Hinten
CH. 13	13	Keyboard links
Ch. 14	14	Keyboard rechts
Ch. 15	15	Piano links
Ch. 16	16	Piano rechts
Main – Out links	A	Main – Out links
Main – Out rechts	B	Main – Out rechts
AUX 1 Monitor Mitte	C	AUX 1 Monitor Mitte
AUX 2 Monitor links	D	AUX 2 Monitor links

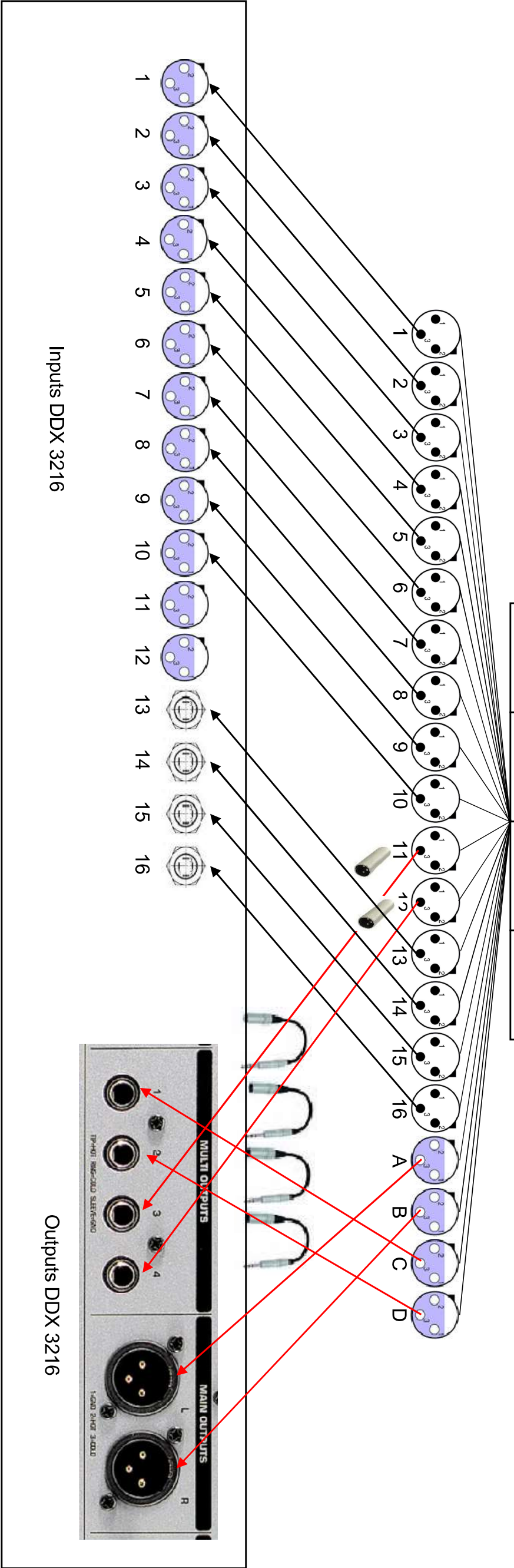


## Stagebox 1 8/4

↑ Stage 16/4 CH 1.	1	
↑ Stage 16/4 CH 2	2	Vocal Klaus K.
	3	
	4	
↑ Lichtbar rechts	5	Lichtbar rechts
↑ Stage 16/4 CH 6	6	Gitarre Norbert
	7	
↑ Stage 16/4 CH 8	8	Bass
	A	
↑ Stage 16/4 CH 11	B	AUX 3 Monitor Rechts
	C	
	D	

# Verkabelung Bühne (kleines Drum-Set) (Multicore 16/4)

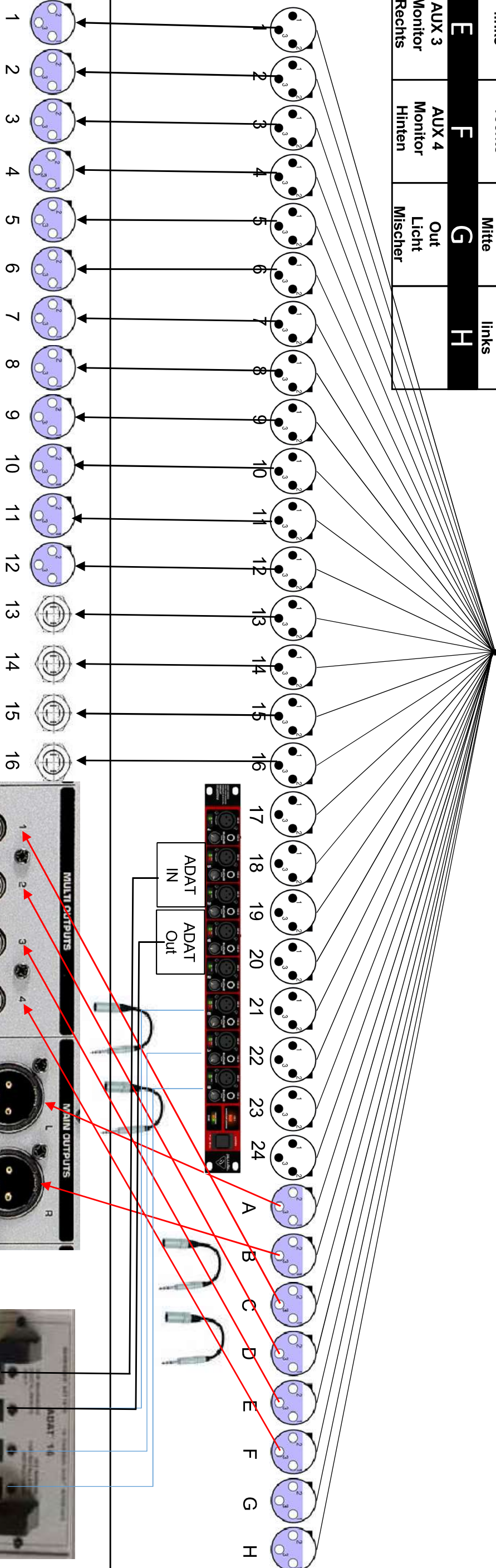
1	2	3	4
Vocal Wolfgang	Vocal Klaus K.	Harp/Voc Klaus P.	Vocal Norbert
5	6	7	8
Vocal Ebi	Gitarre Norbert	Gitarre Wolfgang	Bass Klaus K.
9	10	11	12
Bass Drum	Hi-Hat	AUX 3 Monitor Rechts	AUX 4 Monitor Hinten
13	14	15	16
Keyb. Links	Keyb. Rechts	Piano Links	Piano Rechts
A	B	C	D
Main - Out links	Main - Out rechts	AUX 1 Monitor Mitte	AUX 2 Monitor links





1	2	3	4
Vocal Wolfgang	Vocal Klaus K.	Harp/Voc Klaus P.	
5	6	7	8
	Gitarre Norbert	Gitarre Wolfgang	Bass Klaus K.
9	10	11	12
13	14	15	16
Keyb. Links	Keyb. Rechts	Piano Links	Piano Rechts
17	18	19	20
Bass Drum	Hi-Hat Snare	HT (Rechts)	HT (Links)
21	22	23	24
ST	Overhead (Links)	Overhead (Rechts)	
A	B	C	D
Main - Out links	Main - Out rechts	AUX 1 Monitor Mitte	AUX 2 Monitor links
E	F	G	H
AUX 3 Monitor Rechts	AUX 4 Monitor Hinten	Out Licht Mischer	

Verkabelung Bühne  
(großes Drum-Set)  
(Multicore 24/8)



Inputs DDX 3216

Outputs DDX 3216











Ankommend von Mischpulte Kanal 1 - 24

# Belegung

## Multicore 24 / 8



1	2	3	4
Vocal Wolfgang	Vocal Klaus K.	Harp/Voc Klaus P.	Vocal Norbert
5	6	7	8
Vocal Ebi	Gitarre Norbert	Gitarre Wolfgang	Bass Klaus K.
9	10	11	12
Keyboard links			
13	14	15	16
Keyboard links	Keyboard rechts		
17	18	19	20
Bass Drum	HiHat/ Snare	HT rechts	HT links
21	22	23	24
Stand Tom	Overhead links	Overhead rechts	
A	B	C	D
Main - Out links	Main - Out rechts	AUX 1 Monitor Mitte	AUX 2 Monitor links
E	F	G	H
AUX 3 Monitor rechts	AUX 4 Monitor Drum	Out Licht Mischer	

1	2	3	4
Vocal Wolfgang	Vocal Klaus K.	Harp/Voc Klaus P.	Vocal Norbert
5	6	7	8
Vocal Ebi	Gitarre Norbert	Gitarre Wolfgang	Bass Klaus K.
9	10	11	12
Keyb. Links	Keyb. Rechts	Bass Drum	Hi-Hat
13	14	15	16
A	B	C	D
Main - Out links	Main - Out rechts	AUX 1 Monitor Mitte	AUX 2 Monitor links

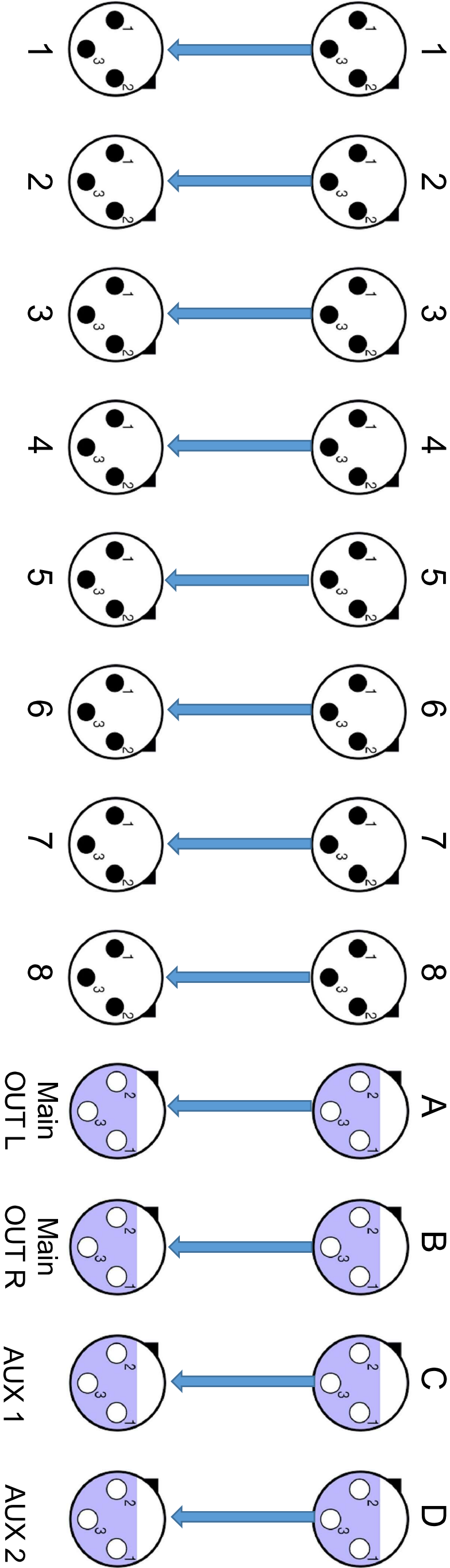
Ankommend von Multicore 24 / 8

# Belegung Multicore Nr. 1 (8 / 4) Bühne

1	2	3	4
Vocal Wolfgang	Vocal Klaus K.	Harp/Voc Klaus P.	Vocal Norbert
5	6	7	8
Vocal Ebi	Gitarre Norbert	Gitarre Wolfgang	Bass Klaus K.
A	B	C	D
Main - Out links	Main - Out rechts	AUX 1 Monitor Mitte	AUX 2 Monitor links

# Belegung Multicore Nr. 1 (8 / 4) Proberaum

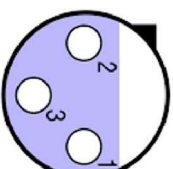
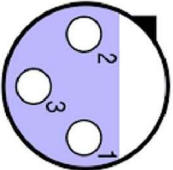
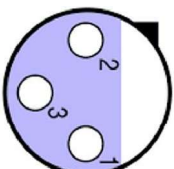
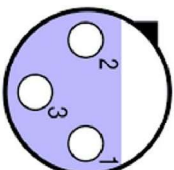

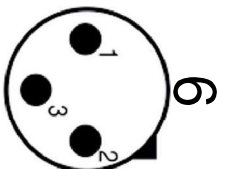

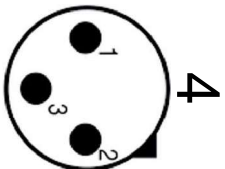
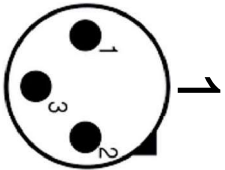
Ankommend von Multicore



Anschluss DDX 3216 Mischpult







1	2	3	4
Vocal Wolfgang	Vocal Klaus K.	Harp/Voc Klaus P.	Vocal Norbert
5	6	7	8
Vocal Ebi	Gitarre Norbert	Gitarre Wolfgang	Bass Klaus K.
A	B	C	D
Main - Out links	Main - Out rechts	AUX 1 Monitor Mitte	AUX 2 Monitor links

# Belegung

## Multicore Nr. 2 (8 / 4)

### Proberaum

1	2	3	4
Vocal Wolfgang	Vocal Klaus K.	Harp/Voc Klaus P.	Vocal Norbert
5	6	7	8
Vocal Ebi	Gitarre Norbert	Gitarre Wolfgang	Bass Klaus K.
A	B	C	D
Main - Out links	Main - Out rechts	AUX 1 Monitor Mitte	AUX 2 Monitor links

